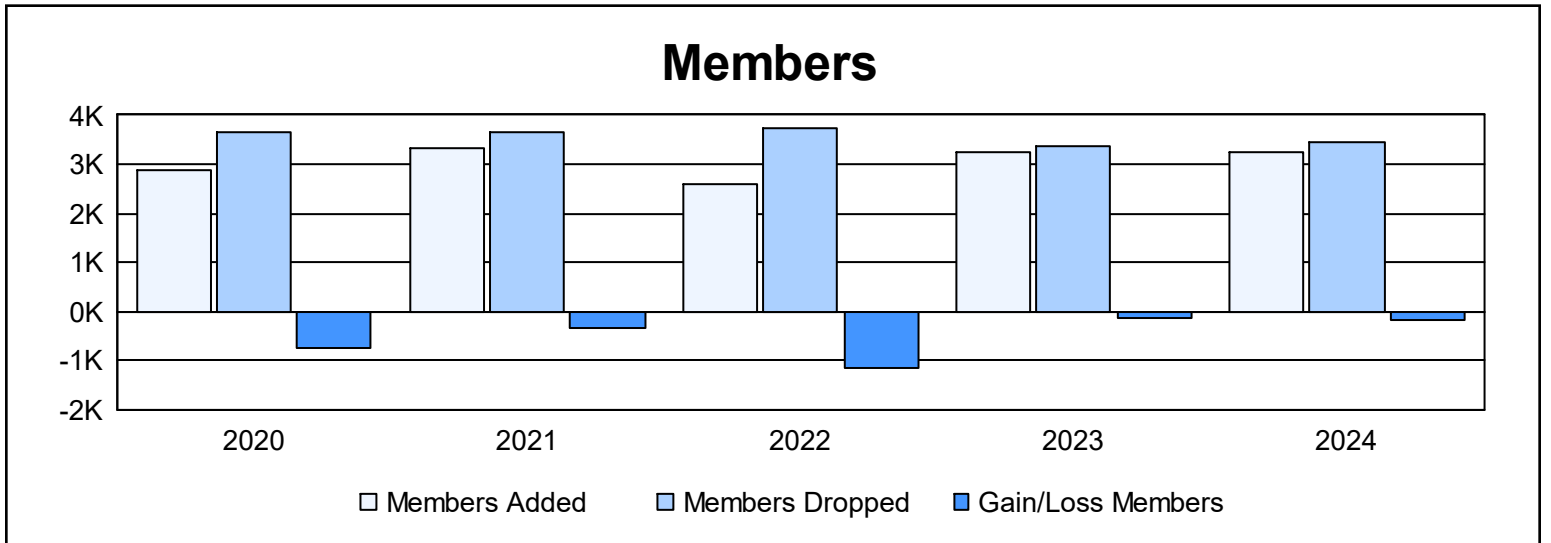
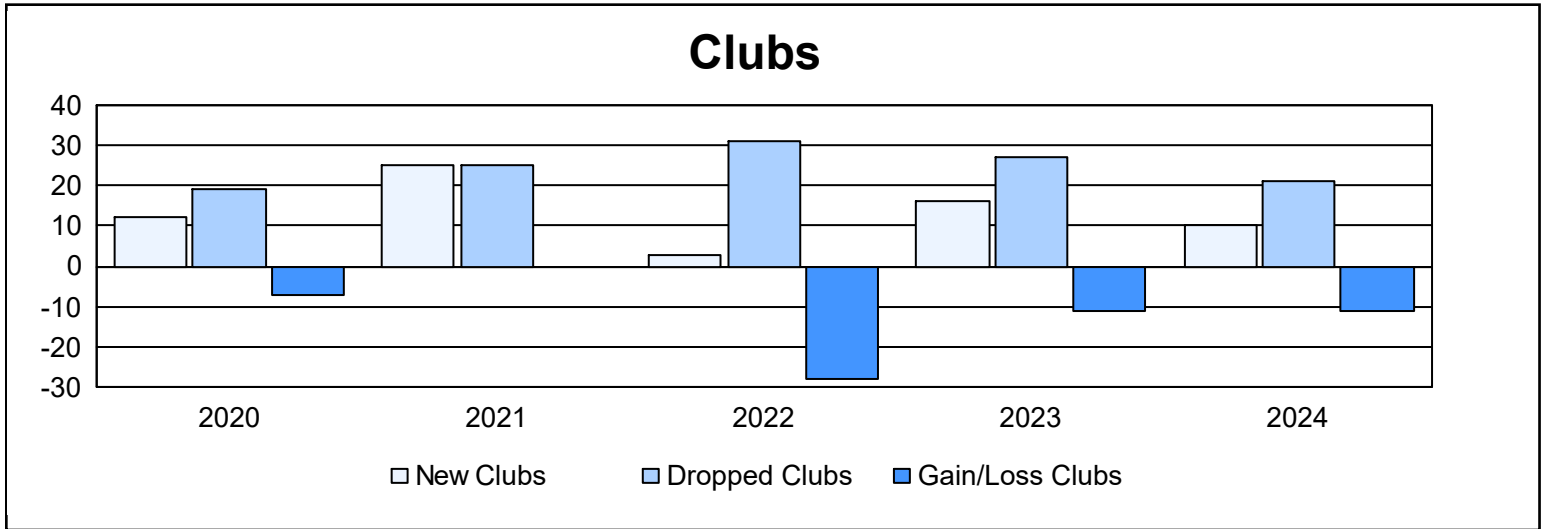
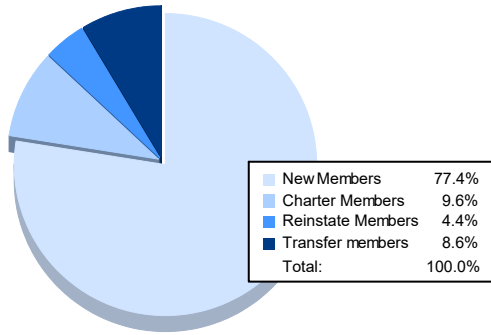


Year	New Clubs	Dropped Clubs	Gain/ Loss Clubs	New Members	Charter Members	Reinstate Members	Transfer Members	Total Member Added	Total Members Dropped	Gain/ Loss Members
2019-2020	12	19	-7	2,082	360	140	314	2,896	3,659	-763
2020-2021	25	25	0	2,322	589	113	304	3,328	3,657	-329
2021-2022	3	31	-28	2,015	138	123	315	2,591	3,732	-1,141
2022-2023	16	27	-11	2,312	449	113	354	3,228	3,362	-134
2023-2024	10	21	-11	2,511	312	142	279	3,244	3,437	-193
Average	13	25	-11	2,248	370	126	313	3,057	3,569	-512



Membership Composition June 2024 Cumulative



Gender Composition June 2024 Cumulative

